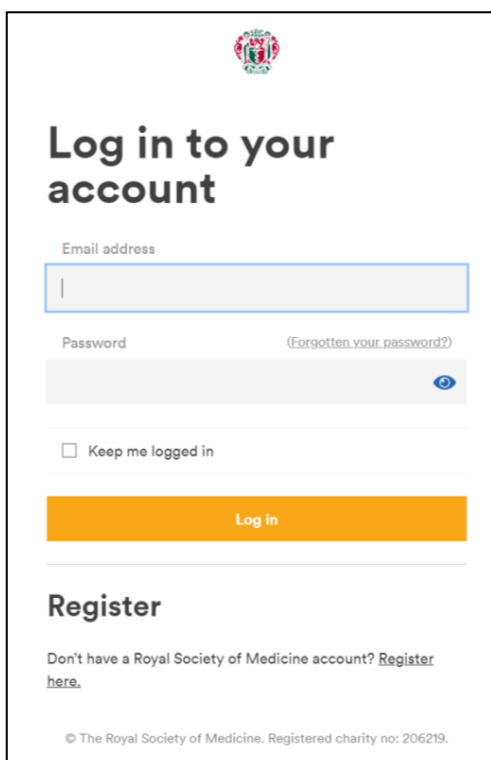


# How to use the save the date function on the RSM website

**Step 1:** Click the 'Save the date' button.



**Step 2:** Click on the link to register for an account.



**Step 3:** Register an account.

# Registration (Step 1 of 2)

All fields are required unless marked optional.

## Personal details

---

Email

Make sure you enter the correct email address here.

Title

Please select ▼

First name

Last name

**Step 4:** Complete the registration of your account.

The Royal Society of Medicine

Learn Visit Support us Membership


Register or sign in

About us Contact us FAQs

# Registration Complete

Congratulations! You completed your registration. There is one more quick task left. Now look for an email in your inbox from us to activate your account and complete your profile.

[Return to where you were](#)  
[Back to home](#)



### Quick links

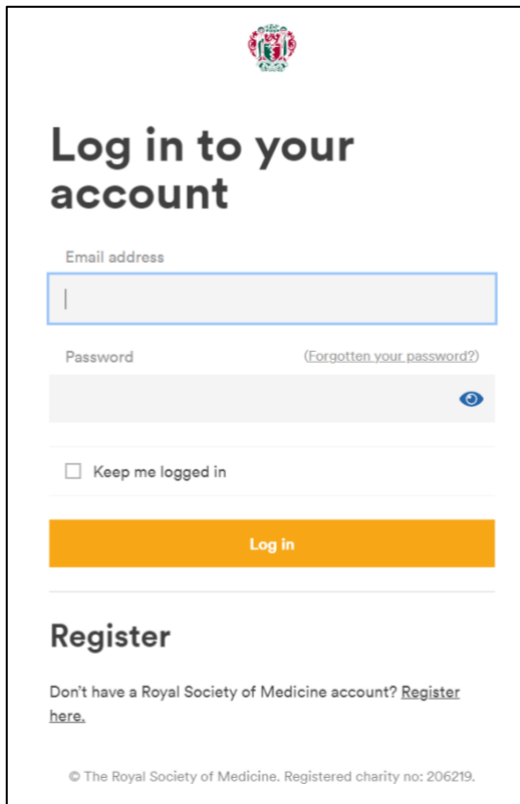
<b>Help</b> Visiting the RSM Contact us FAQs COVID-19 guidance	<b>About us</b> About the RSM Careers Media office Latest news Annual reports Environmental sustainability CPD standards and criteria	<b>Membership</b> Joining the RSM My membership Access e-resources Club and hotel The Library Code of conduct	<b>Venue hire</b> 1 Wimpole Street	<b>Services</b> Sponsorship & exhibiting
--	--	---	---------------------------------------	---

Royal Society of Medicine  
1 Wimpole Street  
London  
W1G 0AE  
+44 (0)20 7290 2900

**Step 5:** Return to <https://www.rsm.ac.uk/events/partner-symposium/2023-24/sys03/> and click 'Save the date' again.



**Step 6:** Log into your new account



**Step 7:** Click 'Save the date' once logged in.



**Step 8:** You should have the green box of text appear, then you have completed all the steps.

